


# LED LINEAR SUSPENSION LIGHT

Product&Family Code: 019 034 1040

**INNOVA 3CCT**



BLACK

WHITE

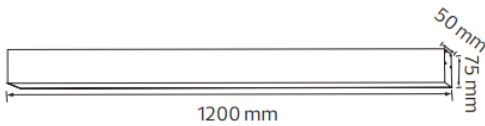
## Technical Data

Voltage (V)	170-265V
Product Wattage (W)	40
Equivalence with incandescent lamp(W)	320
Colour Render Index (Ra)	>Ra80
Colour Temperature (K)	3000K-4000K-6500K
Materials	Aluminium + PC
Protection Class	I
Dimmable	No
EEL	-
Warm-up time up to 60 % of the full light output	Instant Full Light
Luminous Flux (lm)	4200
Luminous Efficacy (lm/W)	80
Rated Life (hrs) ⌚	70.000
IP Rating	20
Power Factor	>0.9
Beam Angle	120°

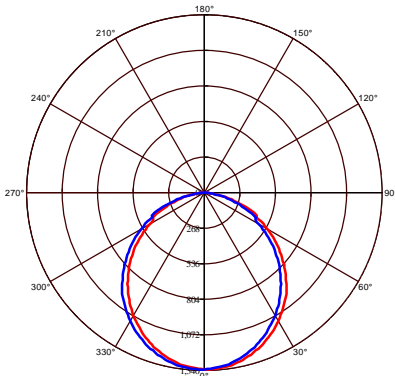
## CCT ADJUSTABLE



## Technical Drawing



## Photometric Diagram



C0 Plane beam angle(50%):105.3(DEG) C90 Plane beam angle(50%):105.5(DEG)

## Applications

- LED Suspension Light has been specifically designed for use indoors and is ideal for both hospitality and residential lighting.



## Features

- High Lumen and CRI, Good quality & Constant Current driver.
- High heat dissipation, low carbon and environmental protection.
- SMD LED Lamp Base
- Very low energy consumption

